

# YB2-H

(机座号63-355) (Frame No.63-355)

## 系列船用隔爆型三相异步电动机

YB2-H Series Explosion-safe Three-phase A.C Induction Motors

### 适用范围

YB2-H系列船用隔爆型三相异步电动机，根据使用要求制成隔爆型“ExdI”或“Exd II BT4”，隔爆性能符合GB3836.1-2000《爆炸性气体环境用电气设备第1部分：通用要求》和GB3836.2-2000《爆炸性气体环境用电气设备第2部分：隔爆型“d”》标准的规定，适用于船舶上含有爆炸性气体混合物的作业场所。



### Application Scope

Three are "ExdI" and "Exd II BT4" types in YB2-H Series Explosion-safe Three-phase A.C Induction Motors according to the requirement of the application. The performance of safety of the products is conforming to the standard of GB3836.1-2000 <<Electric Equipment for Using in the Explosive Gas Environment General Equipment, part 1: Currency Need>> and GB3836.2-2000 <<Electric Equipment for Using in the Explosive Gas Environment General Equipment, part 2: Explosion-safe "d">>. This series of products are ships or where there are the explosive gas mixture in factorise.

### 主要技术参数

额定电压：380/440V

额定频率：50/60Hz

防护等级：IP55

工作制：S1

绝缘等级：F

安装形式：见表 1

电气性能指标：见表 2

### Technical Specification

Rated Voltage: 380/440V

Rated Frequency: 50/60Hz

Protection Class: IP55

Work mode: S1

Insulation class: F

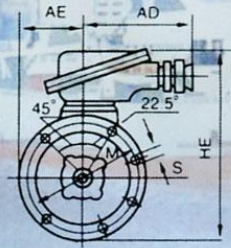
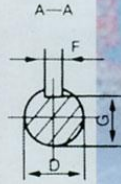
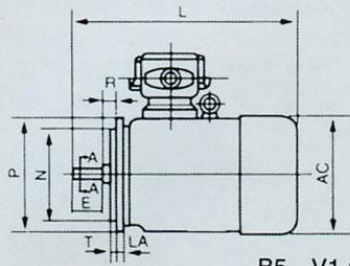
Installation type: see form 1

Performance indicator of Electricitv: see form 2

### ● 安装形式 (表1) Installation type

基本结构形式 Basic mounting form	B3	B5			B35
安装结构形式 Mounting form	B3	B5	V1	V3	B35
示意图 Diagram					
机座号 Frame size	63-355	63-225	63-355	63-160	63-355

● 安装及外形尺寸 Mounting and Overall dimensions



B5、V1 结构 机座无底脚，端盖有凸缘  
Structure of B5, V1, Frame without Foundation, Cover with Flange

机座号 Frame size	安装及外形尺寸 Mounting and overall dimensions																L				
	D		E		F	G		T	M	N	P	R	S	AD	AE	AC	LA	HE	极数 No of poles		
	2	4,6 8,	2	4,6 8,	2	4,6 8,	2												4,6 8,	2	4,6 8,
63	11		23		4		8.5	3.0	115	95	140	0	4XØ10	165	70	130	12	237	270		
71	14		30		5		11	3.0	130	110	160	0	4XØ10	165	80	145	12	250	300		
80	19		40		6		15.5	3.5	165	130	200	0	4XØ12	175	100	165	12	320	330		
90S																				360	
90L	24		50		8		20	2.5	165	130	200	0	4XØ12	175	100	180	12	330	385		
100L	28		60		6		24	4	215	180	250	0	4XØ15	180	125	205	14	370	440		
112M	28		60		8		24	4	215	180	250	0	4XØ15	175	125	230	14	373	460		
132S																				510	
132M	38		80		10		33	4	265	230	300	0	4XØ15	185	150	270	14	438	550		
160M																				655	
160L	42		110		12		37	5	300	250	350	0	4XØ19	208	175	330	16	500	695		
180M																				730	800
180L	48		110		14		42.5	5	300	250	350	0	4XØ19	202	175	360	18	520	750	820	
200L	55		110		16		49	6	350	360	400	0	4XØ19	250	200	400	18	645	805	875	
225S																				865	
225M	55	60	110	140	16	18	49	53	5	400	350	450	0	8XØ19	250	225	450	20	690	860	890
250M	60	65	140		18	20	58	58	5	500	450	550	0	8XØ19	275	275	500	22	745	945	
280S																				1010	
280M	65	75	140		18	20	58	67.5	5	500	450	550	0	8XØ19	300	275	560	22	785	1060	
315S																				1250	1280
315M	65	80	140	170	18	22	58	71	6	600	550	660	0	8XØ24	400	330	630	25	1035	1320	1350
315L																				1410	1440
355S																				1510	
355M	75	95	140	170	20	25	67.5	86	6	700	680	800	0	8XØ24	500	400	750	30	1125	1570	
355L																				1690	

定货指南

1. 定货时请注明电动机的型号、额定功率、额定电压、额定频率、防爆标志、安装方式。

注：样本中规定的技术数据及安装尺寸仅供用户定货时参考。

地址：无锡市惠山区石塘湾天石路4号

邮编：214185

电话：0510-83269982

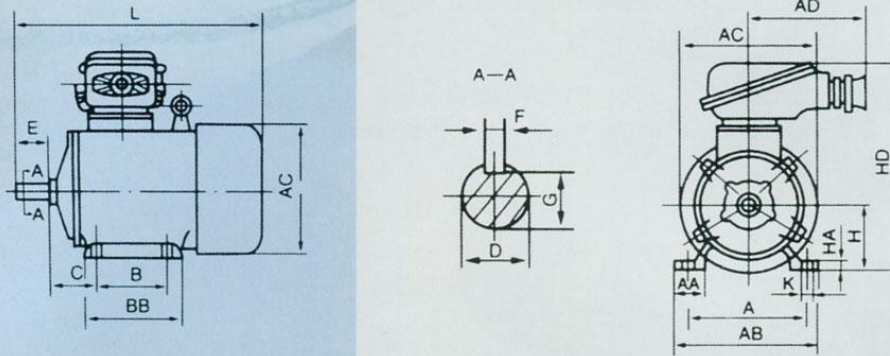
传真：0510-83269953

Http://WWW.wxlhjd.com

Email:mail@wxlhjd.com



● 安装及外形尺寸 Mounting and Overall dimensions



B3结构 机座带底脚，端盖无凸缘

Structure B3 Frame with Foundation, Cover without Flange

机座号 Frame size	安装及外形尺寸 Mounting and overall dimensions																									
	H	A	B	C	极数 No of poles								K	AB	AD	AC	HD	AA	BB	HA	L					
					2		4,6		2		4,6										2		4,6		极数 No of poles	
					2	4,6	2	4,6	2	4,6	2	4,6									2	4,6	2	4,6	2	4,6
63	63	100	80	40	11	23	4	8.5	7	125	165	130	230	25	110	8	241									
71	71	112	90	45	14	30	5	11	7	140	165	145	250	28	114	8	267									
80	80	125	100	50	19	40	6	15.5	10	165	175	165	300	34	130	10	320									
90S	90	140	100	56	24	50	8	20	10	180	175	180	320	36	135	14	355									
90L			125																160	380						
100L	100	160	140	63	28	60	8	24	12	200	180	205	345	43	180	14	435									
112M	112	190	140	70	28	60	8	24	12	245	175	230	360	50	180	16	445									
132S	132	216	140	89	38	80	10	33	12	280	185	270	420	60	190	18	490									
132M			178																230	520						
160M	160	254	210	108	42	110	12	37	15	330	208	330	485	70	260	25	645									
160L			254																310	685						
180M	180	279	241	121	48	110	14	42.5	15	355	202	360	525	70	311	22	720									
180L			279																349	740						
200L	200	318	305	133	55	110	16	49	19	390	250	400	645	70	370	25	805									
225S	225	356	286	149	55	60	110	140	16	18	49	53	19	435	250	450	690	75	355	28	865					
225M			311																			380	890			
250M	250	406	349	168	60	65	140	18	53	58	24	490	275	500	720	80	420	30	945							
280S	280	457	368	190	65	75	140	18	20	58	67.5	24	545	300	560	790	85	438	35	1010						
280M			419																			489	1060			
315S	315	508	406	216	65	80	140	170	18	22	58	71	28	640	400	630	1020	130	551	38	1240	1270				
315M			457																				602	1320	1350	
315L			508																				653	1410	1440	
355S			500																				700	1510	1560	
355M	355	610	560	254	75	95	140	170	20	25	67.5	86	28	740	500	750	1080	150	700	40	1570	1560				
355L			630																				900	1690	1680	